

Village of Schaumburg

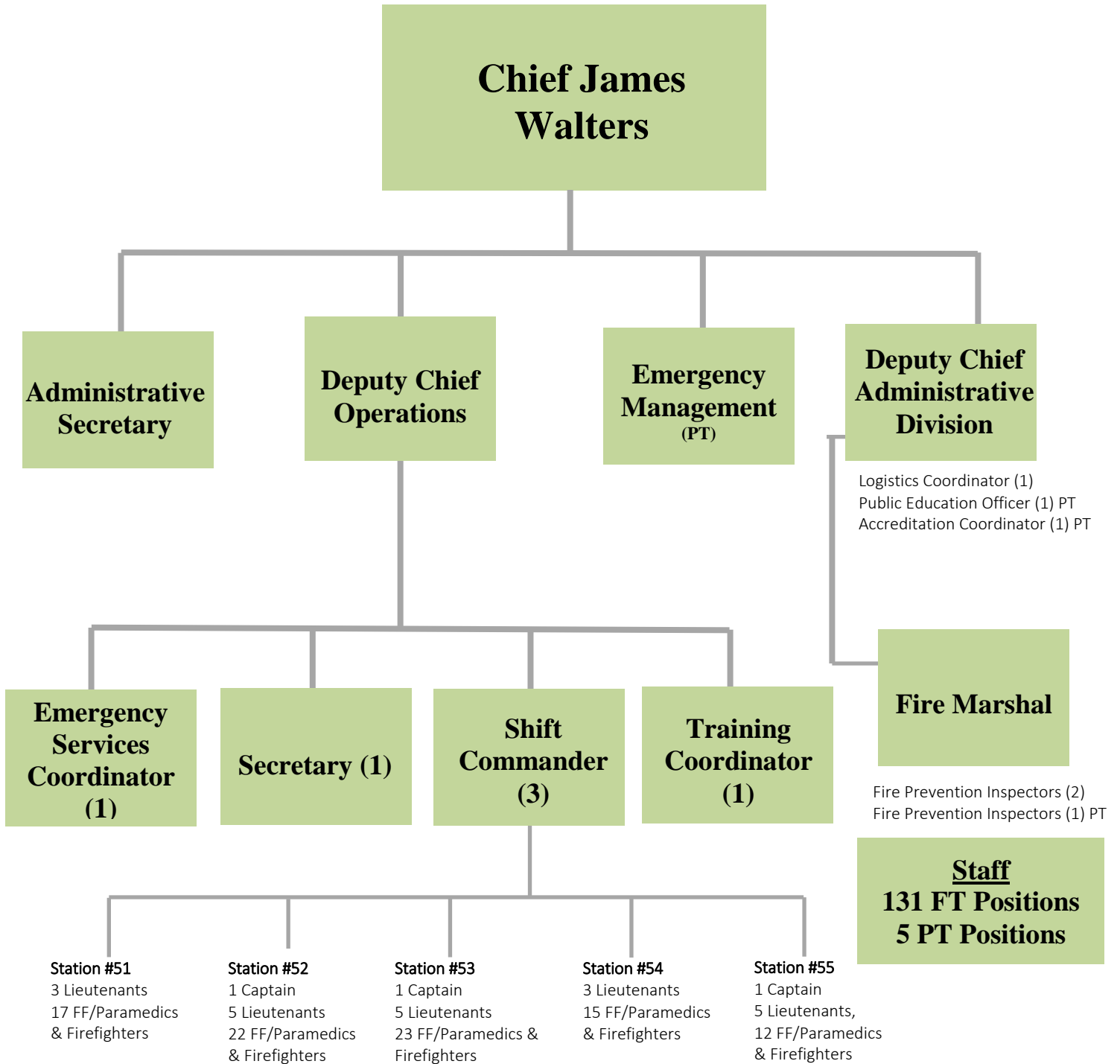
Fire
Department
Monthly Report

June 2018

Table of Contents

| | |
|----------------------------------|---|
| ORGANIZATION CHART..... | 1 |
| FIRE DEPARTMENT OVERVIEW | 2 |
| KEY ACTIVITIES..... | 2 |
| MONTHLY PERFORMANCE | 2 |
| KEY PERFORMANCE INDICATORS | 4 |
| COMMUNITY RISK REDUCTION | 4 |

ORGANIZATION CHART



FIRE DEPARTMENT OVERVIEW

Five fire stations are located throughout the village. The department offers emergency response services including fire, ambulance, hazardous materials, underwater rescue and recovery, high angle, trench and confined space rescue; and education/fire prevention programs including school presentations, an open house, station tours, high rise drills, and Explorer Scout Post 333.

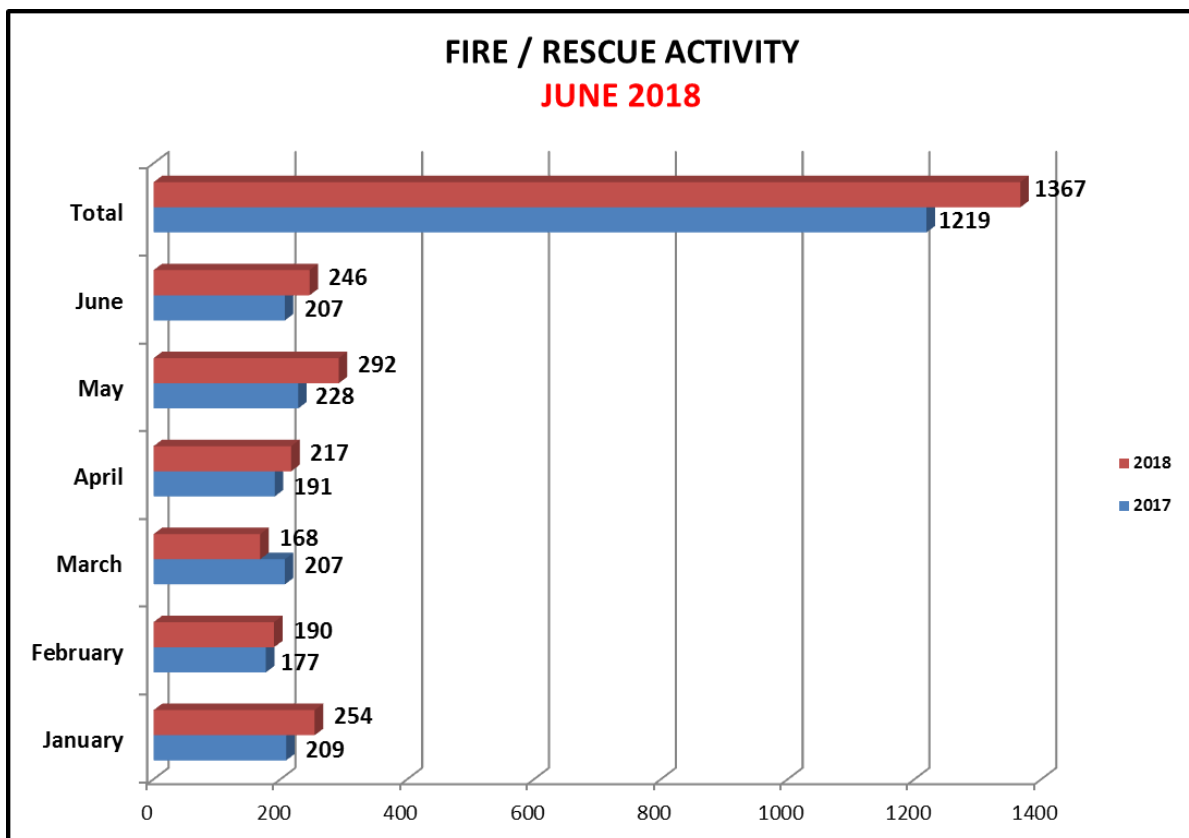
KEY ACTIVITIES

The Schaumburg Fire Department responded to 774 incidents in June 2018. Emergency medical service requests accounted for 528 or 68% of the monthly total. The remaining 246 or 32% of the incidents were fire/rescue related requests.

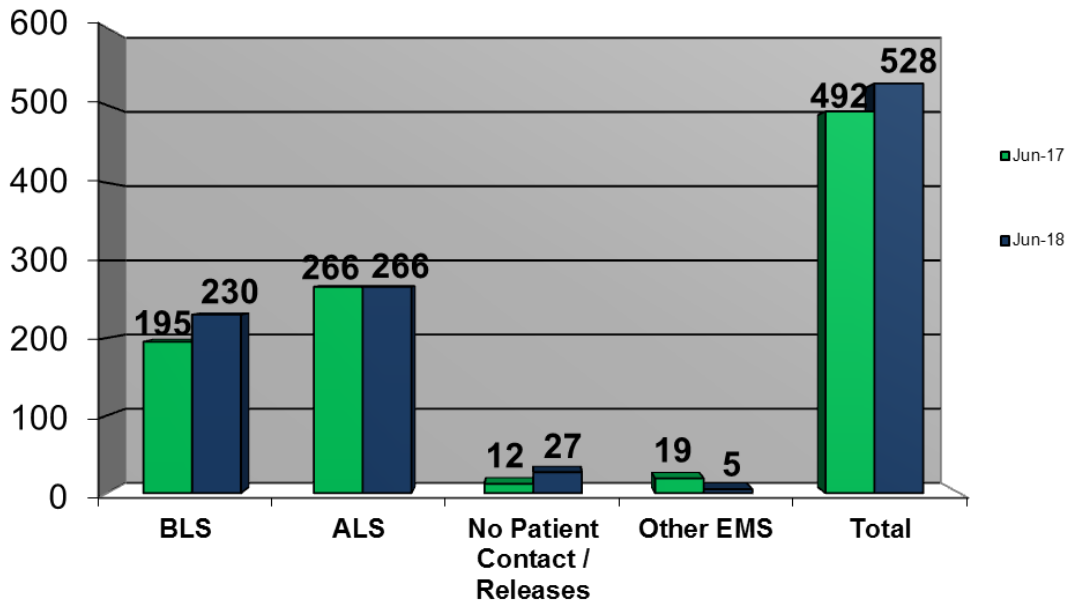
There were no structure fire losses for the month of June to report.

Mutual aid was provided to other communities for 17 total incidents and was requested by Schaumburg for 22 total incidents.

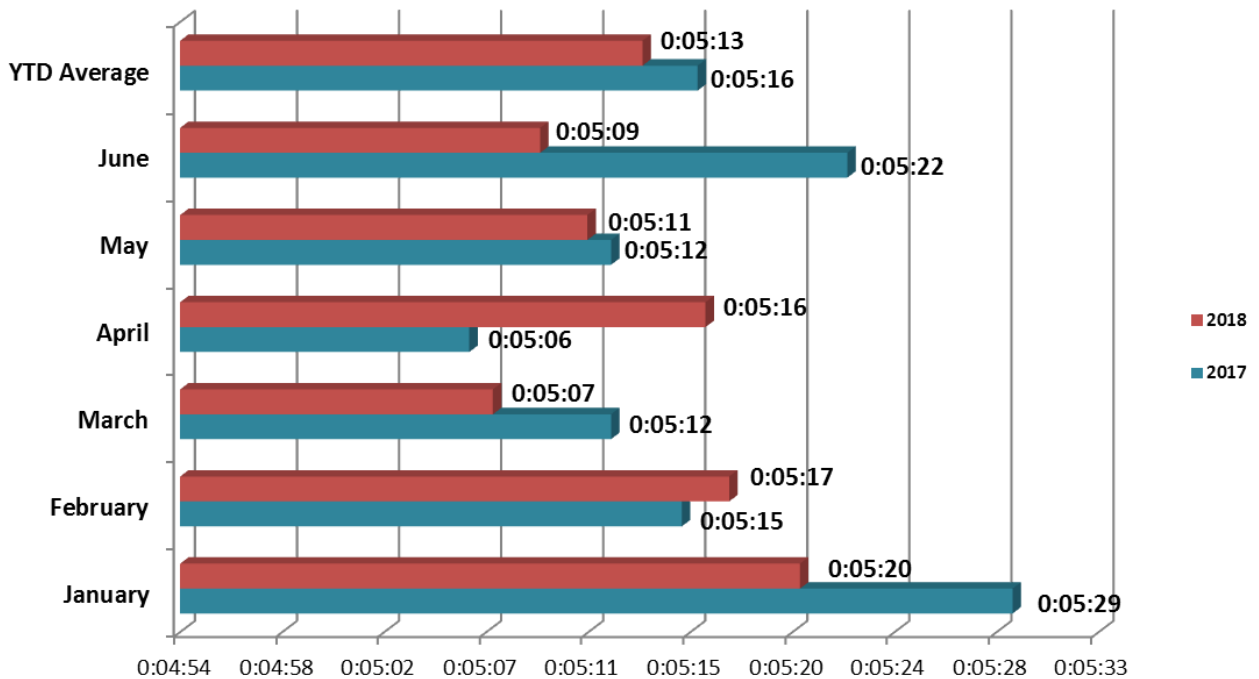
MONTHLY PERFORMANCE



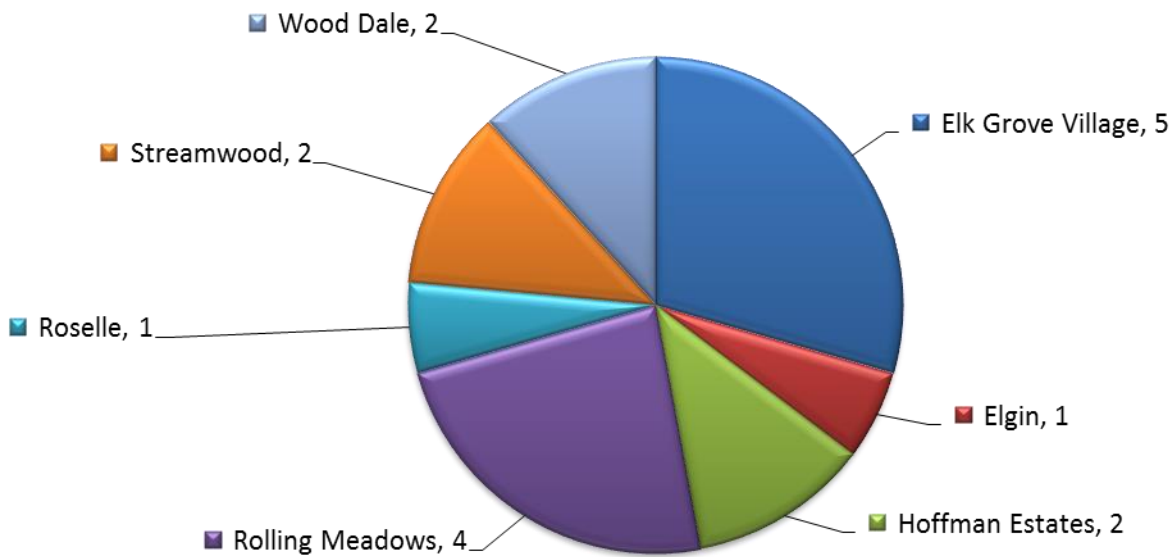
EMS ACTIVITY FOR JUNE 2018



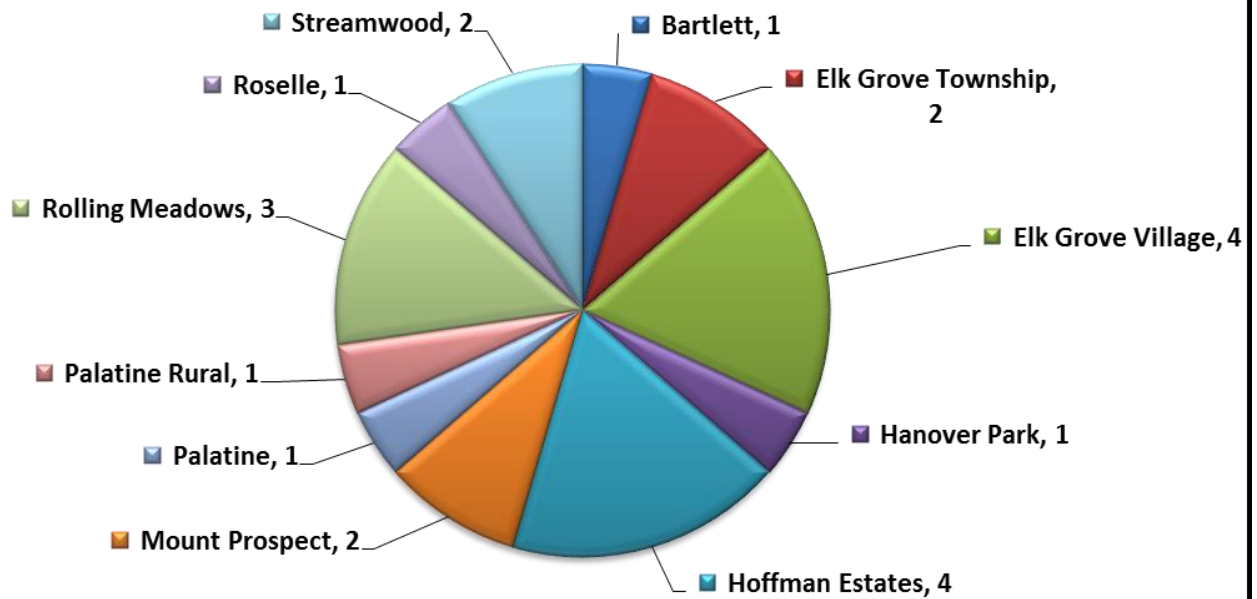
AVERAGE RESPONSE TIME FOR ALL INCIDENT TYPES 2018



MUTUAL AID "GIVEN" - JUNE 2018
17 INCIDENTS



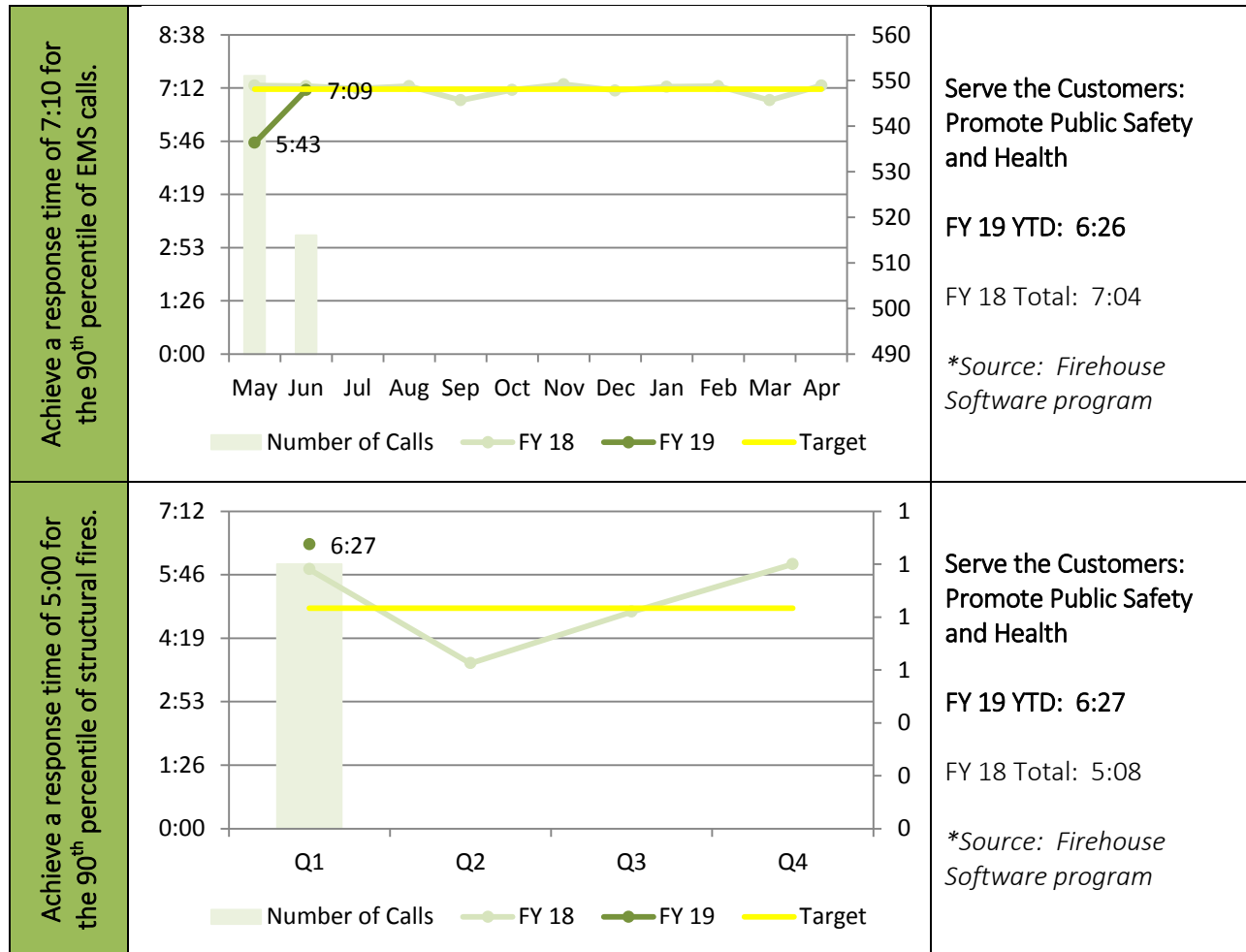
MUTUAL AID "RECEIVED" - JUNE 2018
22 INCIDENTS



KEY PERFORMANCE INDICATORS

KPI 1: Provide a Fire Department response time that meets the standards of accreditation.

Studies show that faster fire response times result in less fire loss and have a positive influence on patient care for emergency medical calls. This KPI identifies the total response time for 90 percent of all structure fire responses and EMS responses. The response time identified in this KPI includes the time from which personnel are dispatched until the first unit arrives on the incident scene. This methodology is consistent with the requirements of the Commission of Fire Accreditation International.



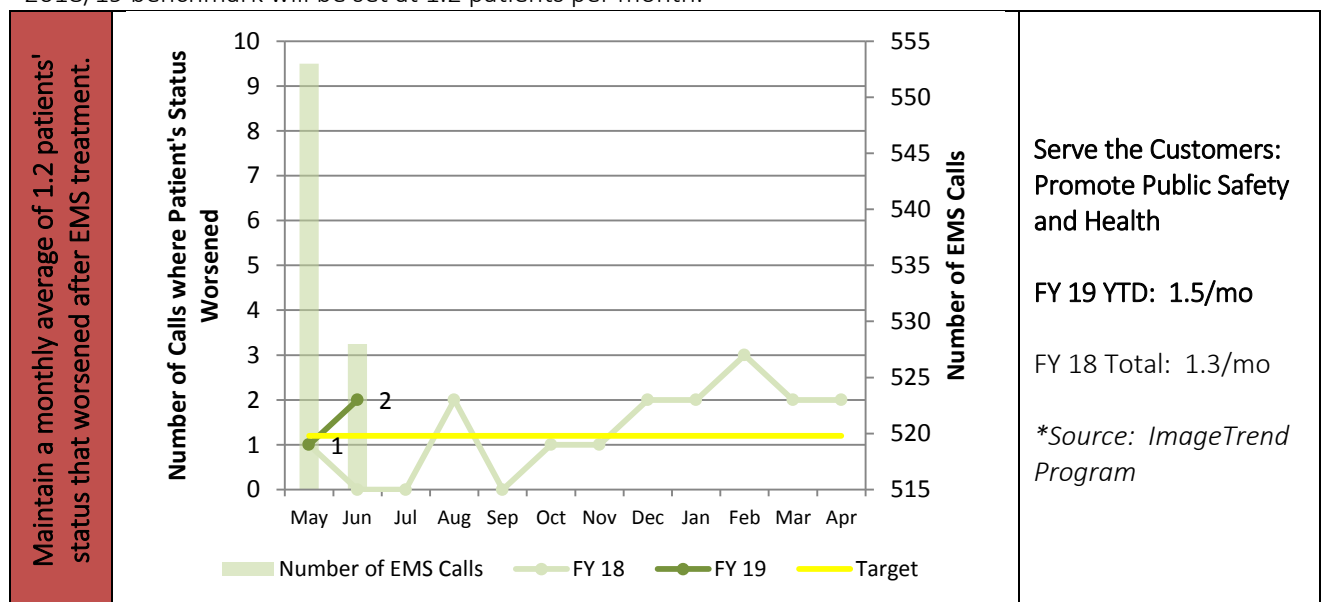
KPI 2: Reduce the impact of structural fires in the Village of Schaumburg.

One of the most critical objectives of the fire department is to reduce the impact of fire in the community. By measuring total dollar loss, the department can determine how effective they are at completing this objective. The community's total dollar loss can be reduced through effective community risk reduction campaigns and effective fire suppression tactics. Total dollar loss that occurs as a result of structure fires consists of the value of the building and the value of the contents.



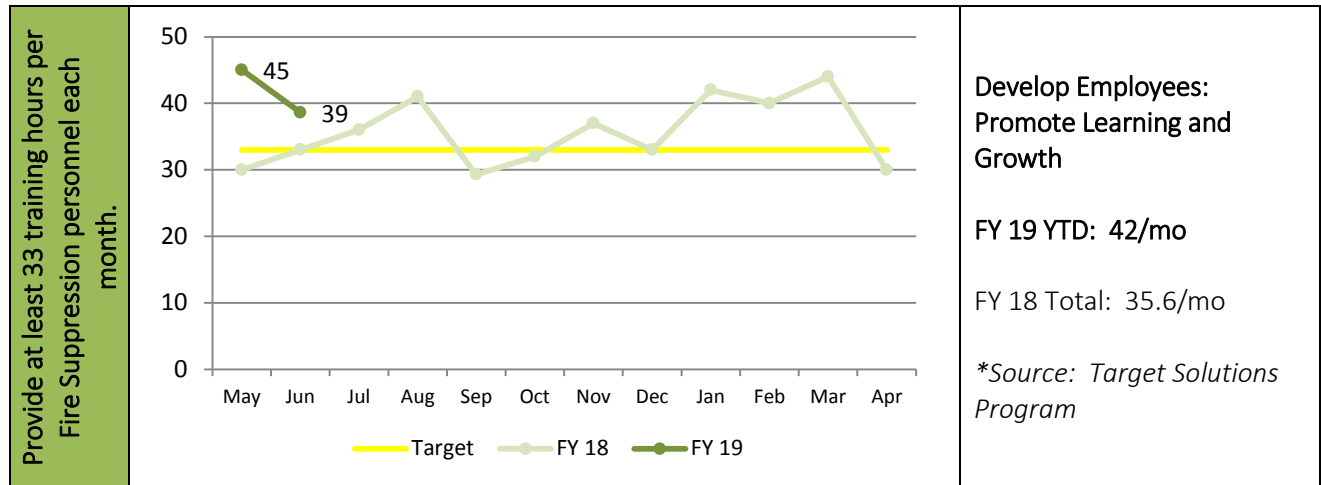
KPI 3: Provide high quality EMS services that result in an improved condition for those served.

The EMS Division seeks to provide the highest quality care for all patients, which can be demonstrated through the patient activity while in our care. Fire Department EMS personnel complete a report for each patient that has received care. This report includes a field that indicates whether the final patient's acuity was unchanged, improved, or worsened during our care. This KPI will measure the number of patients whose status worsened within our care. The previous data collected averaged 1.3 per month; the FY 2018/19 benchmark will be set at 1.2 patients per month.



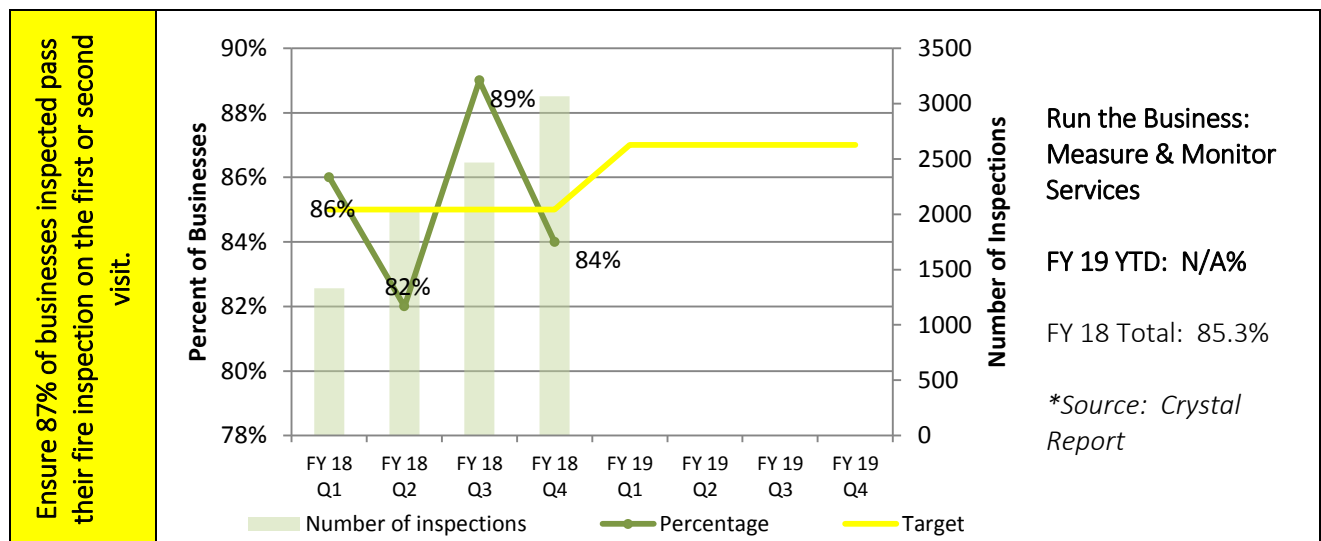
KPI 4: Develop Fire Suppression staff through continued education and training.

The amount of time that the fire department invests in training can influence the abilities of personnel during emergency events. The department strives to maintain a highly skilled and well-prepared staff. This KPI measures the amount of training hours per the average fire suppression personnel (firefighter, lieutenant, captain) per month. This KPI ties to FY 2018/19 Department Goal #3 to develop and implement a career progression and leadership succession program.



KPI 5: Ensure businesses are safe and free of fire code deficiencies.

Fire inspections are conducted to ensure a reasonable degree of safety. Businesses that maintain their facility free of fire code deficiencies minimize their risks from fire and other hazards. This KPI will measure the percent of businesses inspected pass their fire inspection on the first or second visit. This will include inspections conducted by the fire inspectors and fire companies.



KPI 6: Provide education to the key population segments on fire safety.

Effective public education programs will illustrate that knowledge has been gained that will lead to safer behaviors. This KPI will measure the success of the school-based education program and building evacuation program through pre- and post-tests. The department will measure the difference in the two scores, which will demonstrate an increase in knowledge.

| <p>Achieve a 25% improvement for school based training.</p> | <table border="1"> <caption>School Based Training Test Results</caption> <thead> <tr> <th>Quarter</th> <th>Pre-Test (%)</th> <th>Post-Test (%)</th> </tr> </thead> <tbody> <tr> <td>FY 18 Q1</td> <td>56%</td> <td>92%</td> </tr> <tr> <td>FY 18 Q3</td> <td>57%</td> <td>85%</td> </tr> <tr> <td>FY 18 Q4</td> <td>56%</td> <td>85%</td> </tr> </tbody> </table> | Quarter | Pre-Test (%) | Post-Test (%) | FY 18 Q1 | 56% | 92% | FY 18 Q3 | 57% | 85% | FY 18 Q4 | 56% | 85% | <p>Serve the Customers: Promote Public Safety and Health</p> <p>FY 19 YTD: N/A%</p> <p>FY 18 Total: 31%</p> <p><i>*Source: Public Education Division</i></p> |
|---|--|---------------|--------------|---------------|----------|-----|-----|----------|-----|-----|----------|-----|-----|---|
| Quarter | Pre-Test (%) | Post-Test (%) | | | | | | | | | | | | |
| FY 18 Q1 | 56% | 92% | | | | | | | | | | | | |
| FY 18 Q3 | 57% | 85% | | | | | | | | | | | | |
| FY 18 Q4 | 56% | 85% | | | | | | | | | | | | |
| <p>Achieve a 25% improvement for building evacuation training.</p> | <table border="1"> <caption>Building Evacuation Training Test Results</caption> <thead> <tr> <th>Quarter</th> <th>Pre-Test (%)</th> <th>Post-Test (%)</th> </tr> </thead> <tbody> <tr> <td>FY 18 Q1</td> <td>62%</td> <td>96%</td> </tr> <tr> <td>FY 18 Q2</td> <td>63%</td> <td>83%</td> </tr> <tr> <td>FY 18 Q3</td> <td>51%</td> <td>82%</td> </tr> </tbody> </table> | Quarter | Pre-Test (%) | Post-Test (%) | FY 18 Q1 | 62% | 96% | FY 18 Q2 | 63% | 83% | FY 18 Q3 | 51% | 82% | <p>Serve the Customers: Promote Public Safety and Health</p> <p>FY 19 YTD: N/A%</p> <p>FY 18 Total: 28.3%</p> <p><i>*Source: Public Education Division</i></p> |
| Quarter | Pre-Test (%) | Post-Test (%) | | | | | | | | | | | | |
| FY 18 Q1 | 62% | 96% | | | | | | | | | | | | |
| FY 18 Q2 | 63% | 83% | | | | | | | | | | | | |
| FY 18 Q3 | 51% | 82% | | | | | | | | | | | | |

COMMUNITY RISK REDUCTION

The Community Risk Reduction division provides a holistic approach to fire prevention and safety. The purpose of the division is to reduce the risk of fire and all hazards through various methods, including public education and inspections.

Public Education

- Public Education Officer conducted four fire extinguisher trainings at Novaspect, 150/200 N. Martingale, and Medieval Times for a total of approximately 100 employees.
- Public Education Officer and Fire Marshal volunteered at the Illinois Fire Safety Alliance “I am Me” Camp for youth burn victims in Ingleside, IL.
- Public Education Officer conducted 1 Pre-K Fire Safety Visit at 2350 Bode Road, KinderCare, for approximately 30 children.
- Three station tours were conducted for approximately 30 children and 12 adults.
- Public Education Officer conducted two evacuation trainings at IDOT and one evacuation training at 231 N. Martingale Road for approximately 200 employees.
- Fire Department Personnel visited the Community Heroes Night at Boomers Stadium and provided dress-up gear for their use.
- Fire Department Personnel visited one block party.
- Fire Department Personnel conducted four home safety visits.

Fire Inspections

Fire Inspectors completed inspections on multi-family occupancies.

| | |
|--|---|
| Fire Inspections for June 2018 = 503 | Total Fire Inspections for 2018 = 1,500 |
| Re-Inspections for June 2018 = 213 | Total Re-Inspections for 2018 = 745 |
| Permit Related Inspections for June 2018 = 76 | |
| Total Permit Related Inspections for 2018 = 550 | |
| Fire Inspector Total Inspections for June 2018 = 792 | |
| Fire Inspector Total Inspections for 2018 = 2,795 | |

Fire Company Inspections were conducted in businesses.

| | |
|--|--|
| Fire Company Inspections for June 2018 = 69 | Total Company Inspections for 2018 = 381 |
| Fire Company Re-Inspections for June 2018 = 16 | Total Company Re-Inspections for 2018 = 59 |

Fire Alarm Monitoring

In an effort to provide greater reliability of fire alarm systems and improve fire department response times, the Village of Schaumburg changed an ordinance that will eventually require all commercial fire alarm systems in the village to be monitored by the 911 center at Northwest Central Dispatch System. Commercial properties are required to convert their fire alarm monitoring to Schaumburg 911 at Northwest Central Dispatch System when an existing contract with a monitoring agency (central station) ends or August 31, 2019, whichever occurs first.

This past month, 27 commercial properties converted their fire alarm monitoring to Northwest Central Dispatch System, which brings the total to 484. There are a total of 1,114 licensed fire alarm systems within the Village.